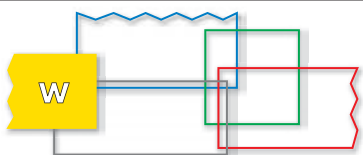
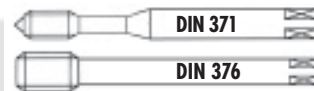


M ISO DIN 13

≤ Ø 2.8 > Ø 2.8


PM **HSSE**



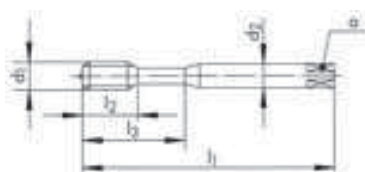

W360-3

W460-3

W360-3



W460-3



**ISO 2
6H**

**ISO 2
6H**

Ø d ₁ M	P mm	l ₁ mm	l ₂ mm	l ₃ mm	d ₂ mm	α mm		
2	0.40	45	7.0		2.8	2.1	2	1.60
2.5	0.45	50	9.0		2.8	2.1	2	2.05
3	0.50	56	5.5	18	3.5	2.7	2	2.50
4	0.70	63	7.5	21	4.5	3.4	2	3.30
5	0.80	70	9.0	25	6.0	4.9	2	4.20
6	1.00	80	11.0	30	6.0	4.9	2	5.00
8	1.25	90	12.5	35	8.0	6.2	2	6.80
10	1.50	100	14.0	39	10.0	8.0	2	8.50
12	1.75	110	14.0		9.0	7.0	3	10.20
16	2.00	110	18.0		12.0	9.0	3	14.00

ID

ID

104625

104626

104627

104628

104629

104630

104631

104624

104640

104641